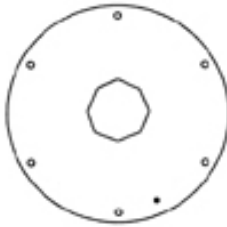


RELEASE GASKET SIZES & SPECIFICATIONS

38880-Series Cup Dispenser Cabinets & 38850GEW Dispenser

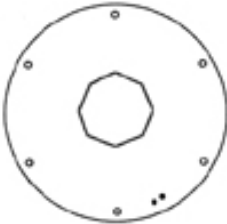


Size: Small Gasket

Fits Cups: 8-14 oz Approx. (2-7/8" - 3-1/4" dia.)

Replacement Part: 38G850-SM

Packed: 1 ea

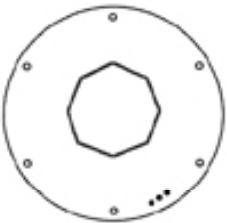


Size: Medium Gasket

Fits Cups: 16-24 oz Approx. (3-1/4" - 4" dia.)

Replacement Part: 38G850-MD

Packed: 1 ea

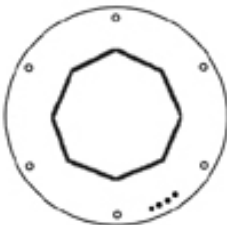


Size: Large Gasket

Fits Cups: 24-32 oz Approx. (4" - 4-1/2" dia.)

Replacement Part: 38G850-LG

Packed: 1 ea



Size: Extra Large Gasket

Fits Cups: 32-46 oz Approx. (4-1/2" - 4-3/4" dia.)

Replacement Part: 38G850-XLG

Packed: 1 ea

Replacement Thumbnuts: 38TN850, Packed 12 ea.

TO REPLACE GASKET:

1. Pull off Round Bezel
2. Unscrew 6 nylon thumbnuts
3. Remove washer and gasket
4. Place new Gasket over the 6 studs and replace washer
5. Screw on the 6 nylon thumbnuts and push Round Bezel in place
6. Push a small stack of cups into dispenser to test if Gasket is the proper size for the cups.
If not, repeat procedure until proper gasket is determined.

Worldwide Headquarters:

P.O. Box 53006

Oklahoma City, Oklahoma 73152-3006

(405) 475-5600 • FAX (405) 475-5607

1-800-654-8210

www.carlislefsp.com

#104T102184

European Distribution Center:

Edisonstraat 84, P.O. Box 110

6900 AC Zevenaar, The Netherlands

Tel +31/(0)316-596550 • Telex 45642

FAX +31/(0)316-340168

REV1012

CARLISLE
FOODSERVICE PRODUCTS