

ENCLOSED DISPLAY CABINET

Compliant with
NSF/ANSI Standard 2



DXPER18L

Item Numbers

DXPER18L

DXPER18R

The Dinex Enclosed Display Rack offers a cooling rack for product coming out of the oven while providing merchandising to display product. Removable doors and tray glides allow for easy cleaning and maintenance.

Standard Features

- Includes wider spacing between glides to eliminate possibility of slicing tops of rolls when sliding pans in and out – 3-1/4" spacing
- Units will hold (18) 18" x 26" standard sheet pans or (36) 18" x 13" half size sheet pans
- Side glides and bottom are removable for ease of cleaning, simply lift up and out
- Magnetic closure adjustable for tight fitting door
- Sturdy framed doors provide strength and attractive clarity
- Adjustable vent at top of unit to relieve excess heat

- Four 5" heavy-duty, non-marking swivel casters, front include brakes
- Removable doors lift off for easy access during busy times

Dimensions

- 70.25" H x 21.5" W x 28.75" D

Capacity

- (18) - 18" x 26" sheet pans
- (36) - 14" x 18" sheet pans

Construction

The cabinet frame shall be constructed of 1"x 1", .063, square tube aluminum. The cabinet wrapper is .063 PVC coated aluminum. There are four removable interior side racks constructed of aluminum tubing with .063, 1" x 1.5" angle glides welded on 3.25" spacing. Cabinet doors are constructed of clear coat anodized aluminum extrusion with lexan inserts. Cabinet have two separate compartments with removable doors and magnetic enclosures. Top compartment is vented.

Heavy-Duty Casters

- 5" x 1.25" sealed wheel stem casters
- 350 lbs capacity
- Maximum resistance to chemicals, acids, bases, alcohol, water and steam
- Maximum low temperature flexibility for superior performance, even in freezing temperatures

Warranty


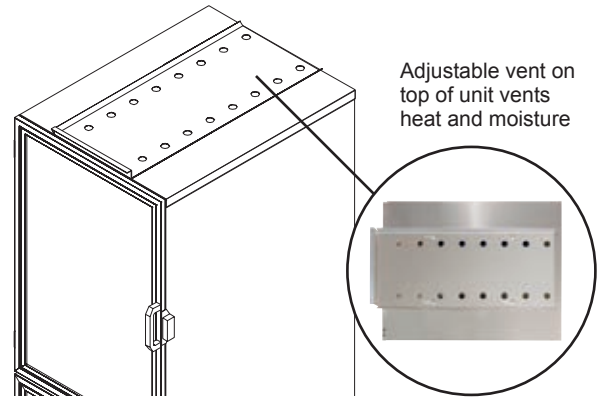
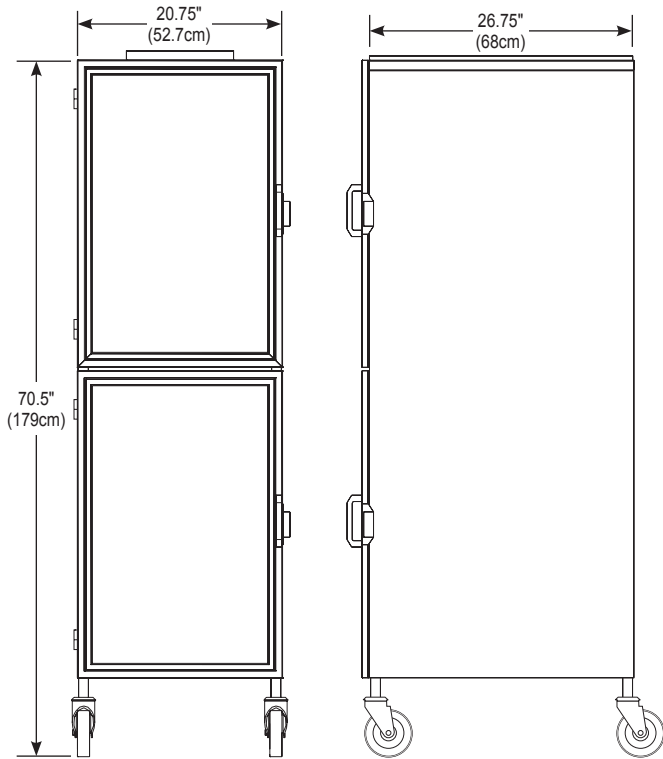
One year parts and labor.

**We do not accept returns on any Dinex equipment or Dinex custom products.
Please contact your local Dinex rep to ensure order accuracy prior to ordering.**

DINEX®

4711 E. Hefner Road
Oklahoma City, OK 73131
800.654.8210 | 405.475.5600
www.dinex.com

ENCLOSED DISPLAY CABINET



Dimensions

	WIDTH*	DEPTH	HEIGHT	GLIDE SPACING	PAN CAPACITY (18" X 26" PAN)	FREIGHT CLASS	SHIP WEIGHT	SHIP CUBE
Exterior	21.5" (55cm)	28.75" (73cm)	70.25" (178cm)	N.A	N/A	125	140 lb. (64kg)	23.9
Interior	18.5" (47cm)	24.5" (62cm)	61.5" (156cm)	3.25" (8cm)	18	N/A	N/A	N/A

- Specify door hinge right or left

Please confirm that you have the most current specification sheet by visiting www.dinex.com.

It is Dinex's policy to offer equipment which is design certified by companies that have been accredited at the federal level by the Occupational Safety and Health Agency (OSHA) and ANSI as a national recognized testing laboratory. These companies include CSA International, Underwriters Laboratories, Edison Testing Laboratories and National Sanitation Foundation. However, a continuing program of product improvement makes it necessary to submit new models to the agencies as they are developed. Consequently, all models may not bear the appropriate labels at all times.

Dinex reserves the right to change specifications and product design without notice. Such revisions do not entitle the buyer to corresponding changes, improvements, additions or replacements for previously purchased equipment.

